


[www.wbc2024.com](http://www.wbc2024.com)



# WBC2024

12<sup>th</sup> World Biomaterials Congress

May 26-31, 2024 / EXCO, DAEGU, KOREA

Convergence in Biomaterials: A Vision for the Future of Healthcare

## EXHIBIT GUIDE

HOST |



The Korean Society for Biomaterials

SPONSOR |



DAEGU METROPOLITAN CITY

dcvb

DAEGU  
Convention & Visitors Bureau



KOREA  
TOURISM  
ORGANIZATION

# Contents

<b>Congress Overview</b>	<b>3</b>
<b>Program at a Glance</b>	<b>4</b>
<b>Installation and Dismantling</b>	<b>4</b>
<b>Area Map</b>	<b>5</b>
<b>Floor Plan</b>	<b>6</b>
<b>Booth Information</b>	<b>7</b>
<b>Notice</b>	<b>8</b>

# Congress Overview

## The 12<sup>th</sup> World Biomaterials Congress, WBC 2024

**Dates** May 26(Sun)-31(Fri), 2024

**Venue** EXCO, Daegu, Republic of Korea

**Organized by** KSBM: The Korean Society for Biomaterials

### Supported by

IUSBSE: International Union of Societies for Biomaterials Science and Engineering

### Sponsored by

- Daegu Metropolitan City
- Daegu Convention & Visitors Bureau
- Korea Tourism Organization

**Website** [www.WBC2024.com](http://www.WBC2024.com)

### Expected No. of Participants

4,000 delegates from 60 countries

### Theme

Convergence in Biomaterials: a vision for the future of healthcare

### Programs

- Plenary Lectures
- Symposia & Oral Sessions
- Workshops
- Young investigator and student programs
- Luncheon Seminars & Satellite Meetings
- Exhibition and Poster sessions
- Networking Dinner, Ceremony
- Side meetings and events, Tour programs

# Program at a Glance

Time	Day 1 Sunday, 26 May	Day 2 Monday, 27 May	Day 3 Tuesday, 28 May	Day 4 Wednesday, 29 May	Day 5 Thursday, 30 May	Day 6 Friday, 31 May
7:00		Registration (07:00~09:00)	Registration (07:00~08:30)	Registration (07:00~08:30)	Registration (07:00~08:30)	Registration (07:00~08:30)
8:00			Oral Session 1 (08:30~09:30)	Oral Session 2 (08:30~09:30)	Oral Session 3 (08:30~09:30)	Oral Session 4 (08:30~09:30)
9:00		Opening Ceremony (09:00~10:20)	Concurrent Symposium 4 (09:30~11:00)	Concurrent Symposium 7 (09:30~11:00)	Concurrent Symposium 10 (09:30~11:00)	Concurrent Symposium 13 (09:30~11:00)
10:00		Coffee Break (10:20~10:40) Plenary Lecture 1 (10:40~11:30) (Nicholas A. Peppas)	Concurrent Symposium 5 (13:40~15:10)	Concurrent Symposium 8 (13:40~15:10)	Concurrent Symposium 11 (13:40~15:10)	Concurrent Symposium 14 (11:20~12:50)
11:00		Lunch (11:30~13:00)	Plenary Lecture 2 (11:20~12:10) (Pamela Habibovic)	Plenary Lecture 4 (11:20~12:10) (Takao Hanawa)	Plenary Lecture 6 (11:20~12:10) (João F. Mano)	Concurrent Symposium 14 (11:20~12:50)
12:00			Lunch (12:10~13:40)	Lunch (12:10~13:40)	Lunch (12:10~13:40)	Closing Ceremony (13:00~14:00)
13:00		Concurrent Symposium 1 (13:00~14:30)	Concurrent Symposium 6 (16:30~18:00)	Concurrent Symposium 9 (16:30~18:00)	Concurrent Symposium 12 (16:30~18:00)	
14:00		Concurrent Symposium 2 (14:40~16:10)	Concurrent Symposium 3 (16:30~18:00)	Concurrent Symposium 6 (16:30~18:00)	Concurrent Symposium 9 (16:30~18:00)	
15:00		Workshop 1 (13:00~16:00)	Plenary Lecture 3 (15:20~16:10) (Yunbing Wang)	Plenary Lecture 5 (15:20~16:10) (Paula T. Hammond)	Plenary Lecture 7 (15:20~16:10) (Ick Chan Kwon)	
16:00		Coffee Break (16:10~16:30)	Concurrent Symposium 7 (09:30~11:00)	Concurrent Symposium 10 (09:30~11:00)	Concurrent Symposium 13 (09:30~11:00)	
17:00	Registration (16:00~18:00)	Concurrent Symposium 3 (16:30~18:00)	Concurrent Symposium 4 (09:30~11:00)	Concurrent Symposium 7 (09:30~11:00)	Concurrent Symposium 10 (09:30~11:00)	
18:00	Welcome Reception (18:00~20:00)	Poster Session 1 (18:00~19:00)	Poster Session 2 (18:00~19:00)	Poster Session 3 (18:00~19:00)	Poster Session 4 (18:00~19:00)	
19:00			Young Investigators & Students' Night (19:00~21:00)	Congress Dinner (19:00~21:00)		
20:00						

(Updated as of March 2024, This program is subject to change)

✧ Detailed Program: <https://www.wbc2024.com/view.php?ACT=view&key=24>

# Installation and Dismantling

- Installation and booth set-up must be finished by **Sun, 26 May. 20:00**
- Please note that all exhibitors should be in their booth **15 minutes** before the official opening hour.

## ✧ Exhibition Timetable at-a-glance


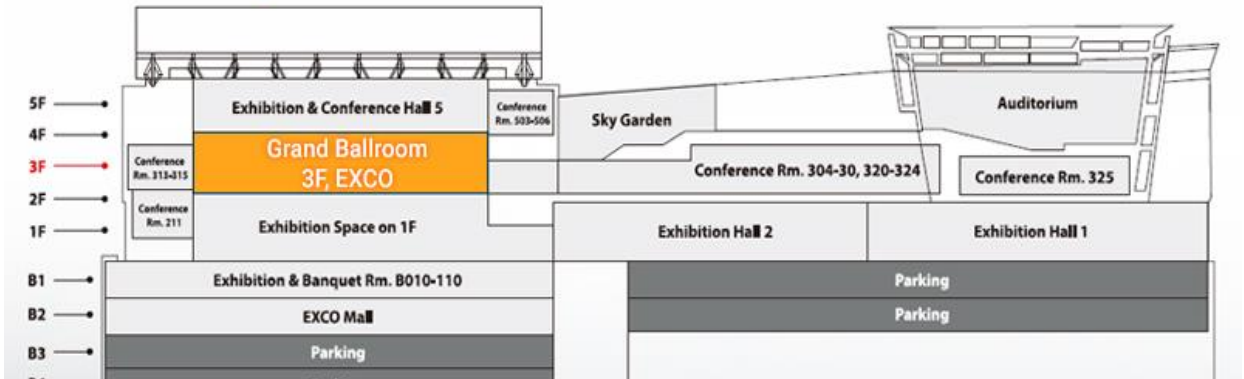
<b>Set-Up</b>	<b>May 25(Sat)~26(Sun), 2024</b> Booth build-up and set-up for <b>Space only</b>	08:00~20:00
	<b>May 26(Sun), 2024</b> Exhibition set-up for <b>shell scheme booths</b>	08:00~20:00

<b>Exhibition</b>	May 27(Mon) - 30(Thur), 2024	09:00~18:00
	May 31(Fri), 2024	09:00~13:00
<b>Dismantling</b>	May 31(Fri), 2024	13:00~20:00

✧ The official logistics (TOP PICK) will start delivering the materials from 13:00, Saturday, May 25.

# Area Map

## ※ Layout of Exhibition Floor



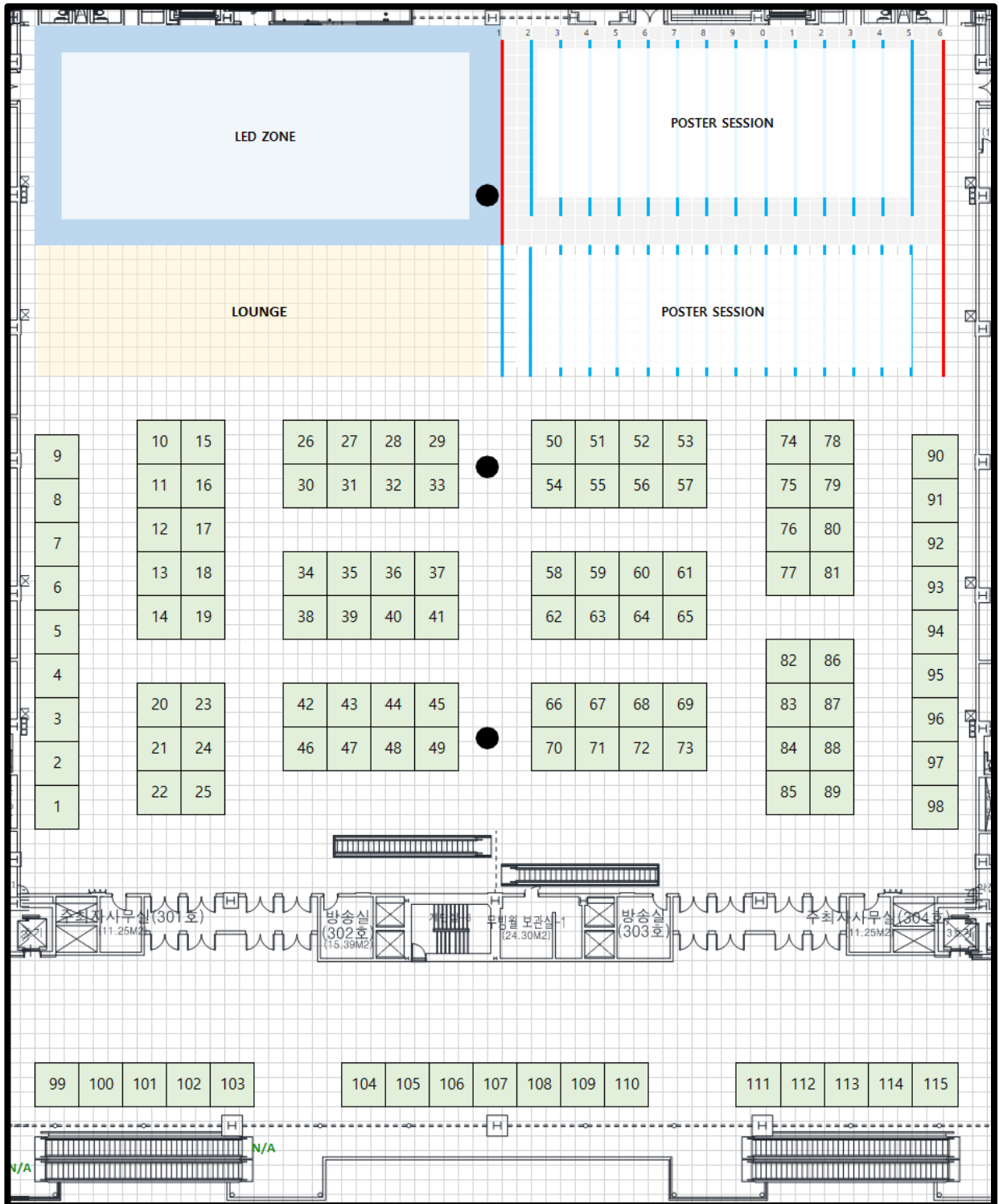
### Daegu EXCO Convention Center

Address: 90, Yutongdanji-ro, Buk-gu, Daegu

Phone : +82-53-601-5037

Website: <https://www.exco.co.kr/eng/index.html>

# Floor Plan



The floor plan is subject to change.

- **Booth allocation is being done in order of contribution and payment completion, so please wait if you have not yet been contacted.**
- The booth spaces will be attributed by sponsorship level. In same level cases, the booths will be determined in order of payment.

## Booth Information

### ※ Booth type

- **Sponsorship package exhibitors** are kindly requested to reply to the office ([info.wbc2024@gmail.com](mailto:info.wbc2024@gmail.com)) with their preferred booth type **by April 1st (Mon)**.

#### SPACE ONLY

- size: 3m(W) X 3m(D)
- one two-way socket(220v)
- 1KW electricity
- carpet on the floor

#### SHELL SCHEME

- size: 3m(W) X 3m(D) X 2.4m(H)
- one information desk
- one folding chair
- two sign board lights
- three internal lights
- one two-way socket(220v)
- 1KW electricity
- carpet on the floor



※ Shell scheme booth dimensions: [Click](#)

※ The COMPANY NAME provided in the APPLICATION will be printed on the stand sign. Any changes must be made via My Page by April 5th. (<https://wbc2024.com/index.php?GP=my/exhibit>)

### ※ Space only

- You may inquire booth builder at SONAMU by referring to the portfolio. (<https://wbc2024.com/view.php?ACT=view&key=18>)
- Each exhibiting company should submit the name and contact details of their construction company.
- Multi-level structures are not permitted.

\*Contact Person : [3839865@naver.com](mailto:3839865@naver.com) (Hae ju, Kwon/Manager/Exhibition Planning)

\*Telephone : +82.53.383.9867 Mobile : +82.10.3446.3609

# Notice

## ※ Exhibition badges and registration

One full registration and two exhibition badges will be provided per booth.  
 If there are any exceptional case, secretariat will inform you individually regarding this.

Type	Exhibitor Badge	Full Registration
Pick-up location	Exhibition information desk (inside the exhibition hall)	Pre-registration Desk (3rd floor lobby)
Coverage	Access to exhibition areas, welcome reception(May 26), lunches(May 27-31), and coffee & tea breaks.	a welcome kit, a congress program book, access to congress scientific programs, exhibition areas, welcome reception(May 26), lunches(May 27- 31), and coffee & tea breaks.
Note	<ul style="list-style-type: none"> <li>displaying the Company's name</li> <li>access only to the exhibition hall</li> </ul>	Pre-registration is required *Registration Link: <a href="#">Click</a>

### (1) Exhibition Badge

- Exhibitors will receive exhibitor badges displaying the Company's name per booth.
- The badge includes meal coupons for lunch. The restaurants where meal coupons can be redeemed will be announced on the WBC 2024 website in May.
- Exhibitor badges may be received from the [Exhibition Information Desk](#) located in the [Exhibition hall\(Grand Ballroom\)](#) starting from 07:00 on May 27th.

### (2) Full Registration

- To complete the full registration, you must register via the online link and then reply to the office([info.wbc2024@gmil.com](mailto:info.wbc2024@gmil.com)) with the registrant's ID(email).  
 \*Registration Link: [Click](#)

## ※ About QR Code reader

- Exhibitors may now order your QR Code Reader.
- Database management is essential to maximize WBC 2024 and this application will help.
- All exhibitors are required to request issuance of an invoice via email to [SYSFORU \(abh@sysforu.co.kr\)](mailto:abh@sysforu.co.kr) and complete the payment in advance.
- How to apply (Contact Information)  
 Tel: +82-10-8212-3196 / E-mail: [abh@sysforu.co.kr](mailto:abh@sysforu.co.kr)

\*Registration Link: [Click](#)

### PARTICIPANT



Visit Exhibitor Booths  
  
  
 Provide information about your company and products



Provide information to Exhibitors  
  
  
 Identify the needs of the participants

### EXHIBITOR





## Notice

### ※ Contact Information for Booth Builder, Back-wall printing

- Contact Person : 3839865@naver.com (Hae ju, Kwon/Manager/Exhibition Planning)
- Telephone: +82.53.383.9867
- Mobile: +82.10.3446.3609
- For Stand building, ① Refer to the Company Profile ② Contact by [3839865@naver.com](mailto:3839865@naver.com).
- [Company Profile] : [Click](#)

### ※ Additional Furniture

If your company need [additional furniture](#), you need to submit the Order Sheet via online.

- E-mail : daegurental@nate.com (Daegu Rental Co., Ltd)
- Telephone: +82.53.551.1160 Fax: +53.551.1130

[Rental Items Catalog] [Click](#) [Order Sheet] [Click](#)

### ※ Official Logistics Partner (TOP PICK EXPO CORP.)

- For freight forwarding and transportation Inquiries, please contact to TOP PICK directly.
- Contact Person : info@tpexpo.co.kr, Joe (joe@tpexpo.co.kr)
- Tel : +82 2 540 2230 / Mobile : +82 10 8769 3299
- Address: RM. 202 GOOD LIFE B/D, 63 GANGNAM-DAERO 126-GIL, GANGNAM-GU, SEOUL 06113, KOREA
- [Shipping Details] : [Click](#)

#### \*CONSIGNMENT ARRIVAL DEADLINES

To ensure the timely delivery of exhibits to the exhibition site, any shipments must arrive in Korea by the following dates.

(1) SEA FREIGHT(LCL, FCL) : Arrive at BUSAN port : 17th, May. 2024 (Latest : 7 days prior to delivery)

(2) AIR FREIGHT: Arrive at INCHEON airport : 20th, May . 2024 (Latest : 5 days prior to delivery)

(3) Freight Terms: C.I.F. BUSAN port or INCHEON airport / FREIGHT PREPAID

## Notice

### ※ Electricity and Electrical Installations

- We Provide 1KW electricity for all stands.
- According to the regulations, the electrical installations for the exhibition will only be connected to the power supply after being checked and approved by the official contractor.

### ※ Security

- Neither the organizers nor EXCO can accept responsibility for security of the stands and their damage of contents and loss of any goods.
- Exhibitors are responsible for the security of their stand and equipment.

### ※ About dismantling

- Exhibitors are responsible for the removal of all refuse/waste from the exhibition area.
- Please bring your trash bag. If you leave something (refuse/waste) on your booth, We will send you invoice of trash.
- Exhibitors are liable for all damage to floors and walls during the installation, Exhibition, and dismantling periods. Please take full care when you use double-sided tapes. It may cause a penalty for remaining permanent stains on the wall. \*Tools available for the installation: General glass tape, gun stapler
- It is obligatory to collect and dispose of all material during the build-up or dismantling of the event. After the dismantling period, the exhibitors lose any right to claim losses or damage to their left behind property.